

TUTO EXPLICATIONS DETAILLES

POUR SIGNATURE DES APPLICATIONS **Open Signed Online (BETA)**

Allez sur le site <https://www.symbiansigned.com/app/page>

Vous devez apercevoir cette page (ci-dessous)

The screenshot shows the Symbian Signed website interface. At the top left is the Symbian Signed logo. Below it are two navigation tabs: "Symbian Signed Overview" and "My Symbian Signed". The main content area is titled "Open Signed" and includes a paragraph explaining that users without a Publisher ID should click a link for more information. Below this is a "Symbian Signed - Resources" section with a list of links to guides, test criteria, and forums. A "Symbian Signed - Service Status" section contains a table with columns for Process, Status, Account Login required, Publisher ID, Independent Test House, and IMEI Restrictions. On the right side, there is an "Account Settings" box with fields for Username and Password, a Login button, and links for Register now and Lost password. Below the account settings are three promotional banners: "Get your freeware" with the Symbian Signed logo, "Accredited Symbian Developer" with a badge, and "symbian Developer Network" with a button to visit the SDN site. At the bottom right is a banner for "symbian Academy" with the tagline "mobilizing education".

Open Signed

To use Open Signed Online (without a Publisher ID) please click [here](#). There is information at the bottom of this page about Open Signed Online.

Symbian Signed - Resources










- [The Complete Guide To Symbian Signed](#)
- [Symbian Signed Test Criteria](#)
- [Symbian Signed Support Requests Forum](#): Support Requests for signing
- [Symbian Signed General Forum](#): General Discussion on Symbian Signed

Symbian Signed - Service Status

Process	Status	Account Login required ¹	Publisher ID	Independent Test House	IMEI Restrictions
Open Signed Online	Available (Beta)	No	No	No	Yes
Open Signed Offline	Available	Yes	Yes ²	No	Yes
Express Signed	Available	Yes	Yes	No ³	No
Certified Signed	Available	Yes	Yes	Yes	No

Note:

Identifiez vous avec votre compte Symbian Signed



Open Signed

To use Open Signed Online (without a Publisher ID) please click [here](#). There is information at the bottom of this page about Open Signed Online.

Symbian Signed - Resources

- [The Complete Guide To Symbian Signed](#)
- [Symbian Signed Test Criteria](#)
- [Symbian Signed Support Requests Forum](#): Support Requests for signing
- [Symbian Signed General Forum](#): General Discussion on Symbian Signed

Symbian Signed - Service Status

Process	Status	Account Login required ¹	Publisher ID	Independent Test House	IMEI Restrictions
Open Signed Online	Available (Beta)	No	No	No	Yes
Open Signed Offline	Available	Yes	Yes ²	No	Yes
Express Signed	Available	Yes	Yes	No ³	No
Certified Signed	Available	Yes	Yes	Yes	No

Note:

- 1. There may be restrictions on numbers of accounts per domain and accounts may not be registered from public email providers; e.g. gmail, yahoo, hotmail.
- 2. If you have recently obtained a Publisher ID and are unable to create a Developer Certificate using Open Signed Offline please request support through the Symbian Signed [forum](#).
- 3. Express Signed applications will be selected at random to be audited by an independent test

Cliquez sur [«here»](#) (Open Signed) et vous obtiendrez cette page pour les signatures.

Consignes et règlement de Symbian Signed (traduites en Français ci-dessous.)

Open Signed Online

Open Signed Online (BETA) Service Information

- Le nouveau service Open Signed Online Bêta est maintenant disponible 24H/24.
- Si nous découvrons des éditions qui ont un impact sur la performance et/ou la fonctionnalité du service. De tels problèmes peuvent s'ensuivre dans le service étant pris hors ligne au pied levé pendant les périodes prolongées.
- Le processus Open Signed Online est complètement décrit [ICI](#)
- Open Signed Online ne vous permet pas actuellement de signer une application SIS qui est allouée à quelqu'un d'autre et n'a pas été permise par Open Signed; c'est-à-dire si l'adresse du courrier électronique que vous utilisez d' Open Signed On ligne DOIT correspondre à l'adresse du courrier électronique du compte qui a créé un UID.
- Autrement le service permettra de signer des applications SIS avec UIDs dans la Gamme D'essai; c'est-à-dire 0xE0000000... 0xEFFFFFFF.
- Si vous essayez de signer une application SIS coup sur coup, vous recevrez par le service un ralentissement proportionnellement . Cela pour prévenir l'abus du service.
- L'installation des applications SIS signé seront restreintes à l'IMEI (c'est-à-dire le téléphone mobile) vous êtes entrés et valide depuis 36 mois.
- Les applications SIS qui ont été Open Signed présenteront une notification sur l'installation que cette application SIS est destiné pour les buts de développement seulement.
- Le service travaillera pour toutes les applications SIS destinés pour UIs Symbian-fondé, c'est-à-dire. S60 et UIQ.
- Les applications SIS peuvent être signés pour toutes les Capacités de Sécurité de Plate-forme sauf CommDD, MultimediaDD, NetworkControl, DiskAdmin, DRM, AllFiles, TCB.

Application information

IMEI number*

Email*

Application*

Capability information

[\[Select all\]](#) [\[Clear all\]](#)

LocalServices	<input type="checkbox"/>	Location	<input type="checkbox"/>
NetworkServices	<input type="checkbox"/>	PowerMgmt	<input type="checkbox"/>
ProtServ	<input type="checkbox"/>	ReadDeviceData	<input type="checkbox"/>
ReadUserData	<input type="checkbox"/>	SurroundingsDD	<input type="checkbox"/>
SwEvent	<input type="checkbox"/>	TrustedUI	<input type="checkbox"/>
UserEnvironment	<input type="checkbox"/>	WriteDeviceData	<input type="checkbox"/>
WriteUserData	<input type="checkbox"/>		



Please type in the security code seen in the picture below using only letters A-F and numbers 0-9*

Accept legal agreement*

Reste à remplir comme le modèle ci-dessous.

**--- Votre IMEI ---
--- Votre Email ---**

--- Votre application unsigned ---

Cocher toutes les cases « capability information »

Application information

IMEI number *	<input type="text" value="356926382920345"/>
Email*	<input type="text" value="contact@mega-informatique.com"/>
Application*	<input type="text" value="FExplorer_unsigned.SIS"/> <input type="button" value="Parcourir..."/>

Capability information

[\[Select all\]](#) [\[Clear all\]](#)

LocalServices	<input checked="" type="checkbox"/>	Location	<input checked="" type="checkbox"/>
NetworkServices	<input checked="" type="checkbox"/>	PowerMgmt	<input checked="" type="checkbox"/>
ProtServ	<input checked="" type="checkbox"/>	ReadDeviceData	<input checked="" type="checkbox"/>
ReadUserData	<input checked="" type="checkbox"/>	SurroundingsDD	<input checked="" type="checkbox"/>
SwEvent	<input checked="" type="checkbox"/>	TrustedUI	<input checked="" type="checkbox"/>
UserEnvironment	<input checked="" type="checkbox"/>	WriteDeviceData	<input checked="" type="checkbox"/>
WriteUserData	<input checked="" type="checkbox"/>		



Please type in the security code seen in the picture below using only letters A-F and numbers 0-9*

Accept legal agreement*

Et envoyez en appuyant sur « send »

Vous recevrez 2 emails en provenance de donotreply@symbiansigned.com

- Un pour la confirmation d'email envoyé
- Un autre pour recevoir votre application signé

Tuto Proposé Par Hackoss